

Dune self standing

design Fabio Fazio



WASHBASINS

Materiali / Material


Bianco Carrara, Bardiglio Imperiale, Grigio Tunisi, Grigio Billiemi, Nero Marquinia, Marrone Emperador.

Dimensioni / Dimensions


600x400x h 850 mm

Peso / Weight


80,0 kg




BIANCO CARRARA



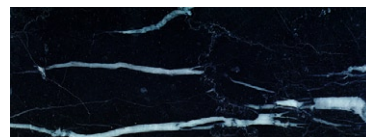
BARDIGLIO IMPERIALE



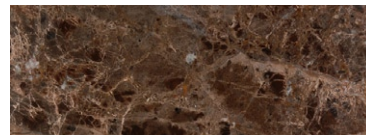
GRIGIO TUNISI



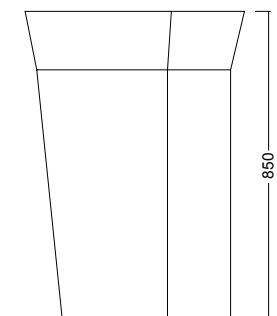
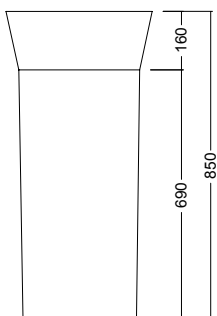
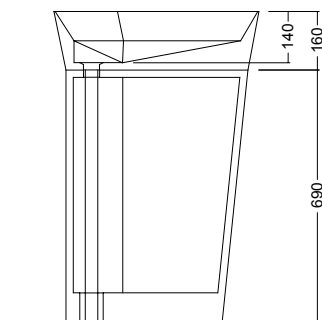
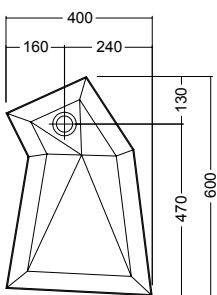
GRIGIO BILLIEMI



NERO MARQUINIA



MARRONE EMPERADOR



LITHEA

LITHEA
Via Case Nuove Russo - Timeto
98066 Patti (ME) - ITALY
T. +39 0941 050123

www.lithea.it
info@lithea.it

MADE IN ITALY

Dune vanity

design Fabio Fazio

WASHBASINS



Materiali / Material


Bianco Carrara, Bardiglio Imperiale, Grigio Tunisi, Grigio Billiemi, Nero Marquinia, Marrone Emperador.

Dimensioni / Dimensions


600x400x h 160 mm

Peso / Weight


30,0 kg




BIANCO CARRARA



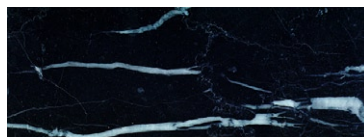
BARDIGLIO IMPERIALE



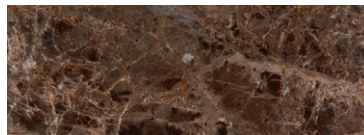
GRIGIO TUNISI



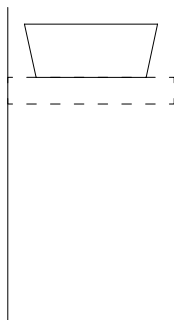
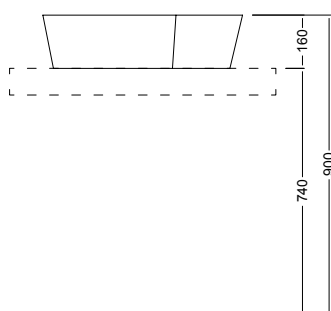
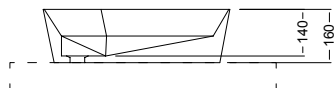
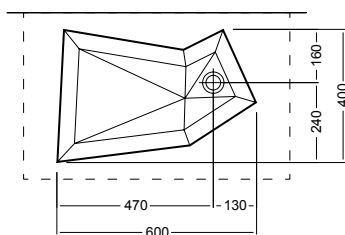
GRIGIO BILLIEMI



NERO MARQUINIA



MARRONE EMPERADOR



LITHEA

LITHEA
Via Case Nuove Russo - Timeto
98066 Patti (ME) - ITALY
T. +39 0941 050123

www.lithea.it
info@lithea.it

MADE IN ITALY