



Monreale

design Elena Salmistraro



3D WALL TILES

Materiali / Materials

Bianco Carrara, Bardiglio Imperiale, Nero Marquinia.
Inserti in lamiera di rame o ottone/copper or brass sheet inserts.

Dimensioni / Dimensions


2.400x3.000x20 mm
prodotto realizzabile su misura / customizable product

Peso / Weight

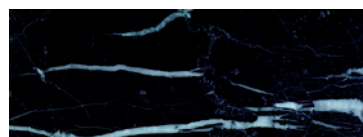
292,0 kg



BIANCO CARRARA



BARDIGLIO IMPERIALE



NERO MARQUINIA

LITHEA
Via Case Nuove Russo - Timeto
98066 Patti (ME) - ITALY
T. +39 0941 050123

LITHEA

www.lithea.it
info@lithea.it

MADE IN ITALY